

The T3 GYS AUTO is a three phase MIG-MAG, with torch connector, recommended for welding steel, stainless steel, aluminium and for MIG brazing of high-tensile strength steels with CuSi and CuAl wires (ideal for car body repairs).

## Synergic Mode

The machine determines the optimum wire speed by selecting :

- the type of wire
- the wire diameter
- the welding current



## Spool gun

**Upgradeable** - the T3 GYS AUTO can be fitted with a Spool Gun torch. This motorised torch is suitable for ø100mm wire reels of aluminium, stainless steel, copper and steel in ø0.8mm.

- Ideal for soft wire such as the AISi5 or AISi12 (recommended for car body repairs)
- Ease of use : adjusting the wire speed on the Spool Gun torch directly.
- The machine is delivered with a balancing system to support the Spool Gun torch.



## 4 Drive rolls motor

Suitable for ø200mm and ø300mm wire reels (15kg max).

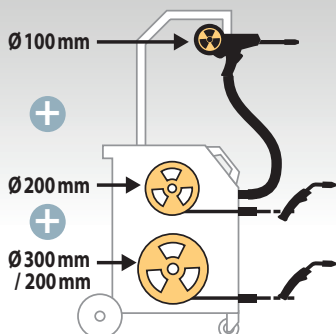
## Saving welding parameters

Memory save feature for each torch and activation of the 'last used' welding parameters (wire diameter, wire type and mode).

## Accessories

- Delivered with:
- 2 Steel torches 150A - 3m
  - 1 Spool Gun
  - 1 Earth clamp - 3m
  - 1 Balancing system (regulator not included)

## + PRODUIT






**2 torches, 2 integrated wire feeder + 1 Spool Gun** - The T3 GYS AUTO is a multifunctional and flexible machine designed to weld 3 different type of wire or diameter at the same time. It's saving time by avoiding disassembling the torch and changing the wire reel for another job.

Capable of welding:

- Soft wires: as ALSi and CuAl necessary for welding HLE/THLE metal sheets
- Aluminium wires
- Steel wires

CE - EN 60974-1

50/60hz	10A	min▷max 15▷200A	ø mm 0.6-1.0	ømm				équipé d'origine / original equipment / originalausstattung / equipamiento de fabrica		EN60974-1 (40°C)		cm/kg 60x90x90 72	Protected & compatible POWER GENERATOR (+/- 15%) 5 kVA	Spool Gun Included
				100	200	300		IA (60%) 110A	X% (I2 max) 150A 25%					
400V	10A	15▷200A	0.6-1.0		✓	✓		0.6-0.8	2x0.8	110A	150A 25%	60x90x90 72	5 kVA	Included
230/400V				0.8-1.0										