

METALLIC PUTTY

DEFINITION

Medium specific weight metallic putty. Its hardness and high resistance have been specially designed to seal welded parts, to repair rusty areas of bodywork or to be applied where threading is necessary. It is resistant to hydrocarbons such as petrol or diesel-oil as well as some acids such as battery acid.

PHYSICAL CHARACTERISTICS

Nature:	Polymeric	
Colour:	Metallic	
Specific weight:	1,5 kg/l at 20°C	
VOC:	26 g/l	Mixing Application

AUXILIARY PRODUCTS




Hardener PBO

SUITABLE SURFACES

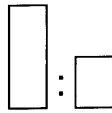
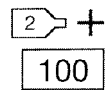

It may be applied on steel.
When maximum protection is required apply on epoxy primer.
Do not apply on thermoplastic finishes and Wash Primers.

SURFACE PREPARATION




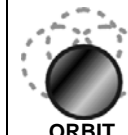

- 1 - Identify surface.
- 2 - Process:

PROCESS		Steel
	P80	✓
	P150	✓
	DA93	✓

1 – APPLICATION

	 WEIGHT	 2 + 100	
10°C	100:2	6,5'	20'
20°C		5'	10'
30°C		3'	6'

2 – SANDING

	 TIME		
INITIAL	3 min	REVOLUTIONS	800 rpm
	 DISTANCE		P80
	80 cm	 ORBIT	
FINAL	 MAX T.		
	80°C	7 - 5 mm	P150

REMARKS

It must be isolated with a polyester putty before applying the primer filler.
Do not add more hardener than specified. Mix thoroughly.
Polyester putties will not harden at temperatures under +5°C.

EQUIPMENT CLEANING

Clean putty knives with a cleaning thinner before the product hardens.

SAFETY

Follow instructions of product label. For more information check the Safety Data Sheet. Compliant with the National Statutory Regulation for Health and Safety at Work and Waste Disposal.

STORAGE

Store the product in a ventilated place far from direct exposure to sunlight. Keep between +5°C and +30°C.

GUARANTEE

In unopened original packaging, one year from manufacturing date.

For any technical information contact with our Customer Attention Service or our Technical Department. ROBERLO SA declines any responsibility due to an incorrect use of the product.

SUGGESTION:

Before SN96 application, drill holes in the edges of the rusty surface to guarantee a stronger repair.