



MAXIFILL

A26

VERSION: 121212
Page:1/2

BODYFILLER

DEFINITION

Lightweight polyester bodyfiller. Formulated for fast work, dries rapidly and is easy to sand. Its creamy texture and good spreading allows easy repair of large areas. This is the reason why this putty is produced in larger packaging.

PHYSICAL CHARACTERISTICS

| | | |
|-------------------------|-----------------------|--------------------|
| Nature: | Unsaturated polyester | |
| Colour: | Yellow | |
| Specific weight: | 1,0 kg/l at 20°C | |
| VOC: | 25 g/l | Mixing Application |

AUXILIARY PRODUCTS




Hardener PBO

SUITABLE SURFACES

It may be applied on steel, electrozinc-coated, galvanised, aluminium or polyester surfaces. When maximum protection is required apply on epoxy primer. Do not apply on thermoplastic finishes and Wash Primers.

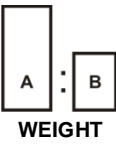







SURFACE PREPARATION

- 1 - Identify surface.
- 2 - Process:

| PROCESS | | Steel | Aluminum | Electrozinc-coated | Polyester UP-GFK |
|---|------------------|-------|----------|--------------------|------------------|
|  | P80 | √ | √ | √ | √ |
|  | P150 | √ | √ | √ | √ |
|  | Cleaning thinner | √ | √ | √ | √ |

1 – APPLICATION

2 – SANDING

| |  WEIGHT |  100 |  |  |  |  |  |  | | | |
|------|---|--|---|---|--|---|---|---|----------|-------|-------|
| 10°C | 100:2-3 | 10' | 30' | TIME | INITIAL | 7 - 5 mm | P120 | P100 | | | |
| 20°C | | | | 7' | | | | 20' | DISTANCE | 80 cm | P180 |
| 30°C | | | | 3' | | | | 15' | MAX. T | 80°C | FINAL |

FINISH: Avoid coarse sand scratches outside the filler area during the initial cut, cheese greater is not recommended. Finish sand body filler with 80 grit. Sand bare metal and featheredge with 180 grit to remove 80 grit scratches.

REMARKS

Do not add more hardener than specified. Mix thoroughly.
It must be isolated before applying finish coating.
Polyester putties will not harden at temperatures under +5 °C.

EQUIPMENT CLEANING

Clean putty knives with a cleaning thinner before the product hardens.

SAFETY

Follow instructions of product label. For more information check the Material Safety Data Sheets. Compliant with the National Statutory Regulation for Health and Safety at Work and Waste Disposal.

STORAGE

Store the product in a ventilated place far from direct exposure to sunlight. Keep between +5°C and +30°C.

GUARANTEE

In unopened original packaging, one year from manufacturing date.

SUGGESTION:

Use a putty knife adapted to the surface to be repaired.
The putty knife choice will be done according to its size and shape.

For any technical information contact with our Customer Attention Service or our Technical Department. ROBERLO SA declines any responsibility due to an incorrect use of the product.